

NIAGARA CLASSIC MUSTANG CLUB The Pony Express

October 2018

Celebrating Our 25th Year

A LITTLE HISTORY TRIBUTE:

DOWNFALL

Developed under the watch of Semon "Bunkie" Knudsen, the Mustang evolved "from speed and power" to the growing consumer demand for bigger and heavier "luxury" type designs. "The result were the styling misadventures of 1971-73 ... The Mustang grew fat and lazy," "Ford was out of the go-fast business almost entirely by 1971." "This was the last major restyling of the first-generation Mustang." "The cars grew in every dimension except height, and they gained about 800 pounds (363 kg)." "The restyling also sought to create the illusion that the cars were even larger." The 1971 Mustang was nearly 3 inches (76 mm) wider than the 1970, its front and rear track was also widened by 3 inches (76 mm), and its size was most evident in the Sports Roof models with its nearly flat rear roofline and cramped interior with poor visibility for the driver. Performance decreased with sales continuing to decrease as consumers switched to the smaller Pintos and Mavericks. A displeased Iacocca summed up later: "The Mustang market never left us, we left it."



Inside this Issue:

History Tribute

Editors Report

Presidents Report

Membership

Upcoming Events

Maintenance Tips

Car of the Month

The classic Ford Mustang logo, featuring the word "Mustang" in a bold, italicized blue font with a small silhouette of a galloping horse to the right.



Money is like an arm or leg - use it or lose it.

Henry Ford

www.niagaramustangs.com


Message from the President

Let's see everyone out for the Annual meeting at Betty's Elections to be run!!! Think about volunteering. To help in a fun filled year to come. Plans for the Year coming And there will be lots of fun to be had.

Till then safe cruising!!!!!!!



At present we have 34 members
Annual membership Dues are
\$ 40.00 Cheques can be made
payable to **Niagara Classic Mustang
Club**
3785 St. James St.
Niagara Falls



Winterizing Your Car

For many Mustang enthusiasts and collectors, Fall means preparing our cars for storage over the winter months. After all, anyone who's ever tried to drive a classic-model Mustang in the snow knows the two don't necessarily go hand in hand.

Although the thought of parting with your favorite ride may sound depressing, just imagine how you'll feel if you don't properly prepare your car for storage! I don't know many folks who'd like to venture down that road. Remember, it's what you do today that will make your first spring ride all the more enjoyable! So let's get started. Check off each item as you go along.



Changing the oil in your vehicle is important after a period of extended storage. Photo Courtesy of Currier Ford

Change Your Oil and Filter

Before you store your Mustang away for the winter, give it a complete oil change, which includes changing the filter. Use a quality brand of oil that touts corrosive protection.

Change Your Brake Fluid

Flush out your old brake fluid, which can contain moisture, and add new fluid to your Mustang.

One Last Drive then Top it Off

Take your Mustang on a short drive to the gas station, then fill it up completely with gas. The goal is to circulate fuel through the fuel lines before you put it away for the season. You can also add a bottle of fuel stabilizer to the tank to keep your gasoline in tip-top-shape until next Spring.



Wash and Wax Your Mustang

Give your ride one final wash and wax before you store it away for the winter. Be sure to remove any dirt, as dirt holds moisture, and moisture can cause rust. Dry it completely. If you plan to cover it, use a breathable cloth cover.

CAUTION: Do not cover your Mustang with a plastic cover, as it can trap moisture which can lead to rust!



Protect Your Leather, Rubber, and Vinyl

Be sure to put a coat of protectant on you leather seats, dashboard, etc. This will help to keep these components from cracking during storage.

Lubricate the Cylinders

Remove your spark plugs and lubricate the cylinders using a small amount of conventional-engine oil or boat-storage fogging oil. Put the spark plugs back in place and reattach the spark-plug wires. Once again, the goal here is to prevent rust. Also be sure to lubricate the hood latch and your door hinges.

Drain Your Cooling System

Remove the fluid in your cooling system and radiator. Then add antifreeze with a rust inhibitor.

Remove the Battery

Take the battery out of your Mustang by removing the ground cable first. Inspect the battery and properly clean it if necessary. Then store it on a dry surface away from concrete. If you plan to use a battery-tender, prepare your set up.

Prepare Your Tires

Remove your tires, if possible, and place the Mustang on jack stands with plywood beneath each for support. Otherwise, you may find your ride has sunk into the ground next Spring. Then store your tires in a safe location for winter. If you plan to keep your tires on the vehicle, let some air out of them to reduce the strain on both the tires and the suspension.



Critter Proof Your Mustang

Let's face it, animals love to set up shop in cars that are in storage. Therefore, you need to make your Mustang critter proof. Stuff some rags into the tailpipe and place additional rags in any intake vents. Also make sure your windows are rolled up. You can also sprinkle moth balls around the car to keep the critters away.

Wrap Your Wiper Blades

Make sure you wrap your wiper blades in a clean rag. This will prevent the blade from sticking to the windshield while in storage.

Put the Top Up

Convertible Mustang owners should make sure to store the Mustang with the top up. If stored down for an extended period of time, the leather could actually shrink, resulting in a top that won't close properly come Spring time.

Review Your Insurance

It's also a good idea to make sure your insurance is up-to-date. You'll need to notify your insurance provider if you've moved the vehicle to a new location. Otherwise, you might not be covered in the event something happens to your ride. While you're at it, let your insurer know you're storing the vehicle until Spring. Some providers will offer a discount if they know the vehicle will not be on the road for several months.

If in Doubt, Ask a Mechanic

If you're in doubt about how to properly store your Mustang, or think we missed something, just ask your mechanic for storage tips. It's better to be safe than sorry.

Relax and Check in From Time-To-Time

When you've finished preparing your Mustang for Winter, I'd recommend relaxing for a while. To help with the dreaded Mustang withdrawal symptoms, I'd recommend reading up on your favorite Pony car. You might just walk away with some new ideas such as modifications you'd like to see on your ride next year!

If you follow these steps, you should be able to rest more peacefully this coming Winter. As with any item in storage, it pays to check in on it from time-to-time. I'd recommend checking up on your Mustang ever so often, if possible.

A word from the Editor

Nice to see the good turnout for the Chocolate FX Cruise and Palmwood Pics look good sorry we missed it.
It has come time I would like to hand the baton over to the new editor
Having a full schedule it is hard to fulfill this commitment
I feel I have contribute to the Club for the past three years
And would like to give someone else a chance
It has been fun and interesting to collect the material used to put out the newsletter
Hope you have enjoyed the past letters
New ideals and new input is always welcome and sometimes hard to collect
Till next time
Diane and Bruce



To Share Pictures forward to Stella
niagaraclassicmustangs@gmail.com



Elections 2018

With elections coming up at the AGM on November, 3rd at Betty's in Chippawa – social hour begins at 5:30 with dinner to follow at 6:30
Should you have an interest in becoming more involved in the running of the Club for 2019
Anyone wishing to submit their name for consideration is asked to notify the executive before the AGM of their intent and the position(s) they would like to run for...
This is your Club and we would ask that you volunteer to run for a position to keep Niagara Classic Mustangs alive.
All members in good standing and paid up are entitled to submit their names

<i>Date</i>	<i>Event Name</i>	<i>Location</i>	<i>Time</i>
Oct 8th	Cars in the Park	Ruthven Park Cayuga	10:00 a.m.
Nov 3rd,	Niagara Classic Mustang Club AGM Betty's Restaurant		Symposium 5:30
Dec 8th	NCCM Christmas Party Casa To be announced		Time to follow

Niagara Classic Mustang

Club AGM

Nov 3rd, 2018

Betty's Restaurant

Chippawa Symposium

5:30 – 6:30 p.m.

Dinner 6:30 Choices

Beef Dinner, Turkey Dinner, Chicken Dinner, Fish

Dinner With Salad Beverage and Dessert ---

R.S. V.P. by Oct 28th

EXECUTIVE Team contacts: All can be contacted by

niagaraclassicmustangs@gmail.com

President : Less Klodnicki

Vice President: Bruce Metcalf

Secretary: ???????

Treasurer: Al Toner

Newsletter; Diane Holmes-Metcalf

Membership: Kathy McCalmont

Past President: Barry Andersen

Website: Stella Weir



Chocolate FX and Palmwood



Palmwood Cruise Pics





Proud sponsor of the
Niagara Classic Mustang Club



Show your NCMC Membership Card and receive 20% off parts and labour! (SVT parts excluded)

Ed Learn Ford Lincoln has been in business since 1978. We are the region's top selling Ford Store
Our large service bays allows for servicing all makes and models up to F-550's
Our huge parts inventory stocks the parts you need for your Mustang and other Ford vehicles.

Ed Learn Ford is now an authorized Roush Dealer

June 23rd 10- 2

Car Show

hosted by Ed Learn Ford Lincoln
375 Ontario Street, St. Catharines On.
10am-2pm




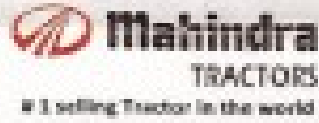
ED LEARN FORD LINCOLN (905) 684 8791
www.edlearnford.com

O'NEIL'S

Farm and Lawn Equipment

2461 Highway 56 Binbrook

Ph : 905-572-6714 Email : info@oneills.ca



Competitive prices we service what we sell !

LANT
INSURANCE BROKERS
Member of The Canadian Insurance Brokers Association

T: 1.800.461.4099
P: 905.640.4111
F: 905.640.4450
info@lantinsurance.ca
37 Sandford Drive, Suite 100
Stouffville, ON L4A 3Z2
www.lantinsurance.ca

McWeenies and Tacocat
2 Riverside Drive, Welland ON
www.mcweenies.com
info@mcweenies.ca
289-821-2077
Dwight & Kim Topolinsky - Proprietors

Quality 100% Beef Weiners • Lean Ground Beef Tacos • Drinks • Chips & more!
PROUD SUPPORTERS OF WELAND & DISTRICT HUMANE SOCIETY

Promotions Plus
niagara

phone 905.641.7576
fax 905.641.8760
promotionsplus@cogeco.net
www.imprintableclothes.com/promotionsplusniagara
59 Queenston Street St. Catharines, ON L2R 2Z1

KROWN
RUST CONTROL

BRYAN PAYNE
PHILIP PAYNE

CAA
CAA Recommended

23 Seapark Dr Unit 5
St. Catharines, On L2M 6S5
905 646 5700

www.krown.com
krownrustproof@cogeco.net

Sponsors

WILDGOOSE PERFORMANCE

J&J AUTOMOTIVE
SPECIALIZING IN HI-PERFORMANCE PARTS
CYLINDER HEAD PORTING, CUSTOM ENGINES,
QUETS, FABRICATION
DOMESTIC-IMPORT-MARINE
ENGINE DYNO & FLOWBENCH SERVICES

Jim Wildgoose
jim@wildgooseperformance.com

251 Greenmountain Rd.-Stoney Creek-Ontario-Canada-L6J 2Z5
TEL:(905)664-4785 Fax:(905)664-8623
www.wildgooseperformance.com

KLEAR KUSTOMS
Classic Car Restoration
"Restoring Moments and Memories"

PHONE: 289-738-2035
EMAIL: jp@klearkustoms.com
www.klearkustoms.com